



# Industry Spotlight

## Total High-Tech

Ellensburg city, WA



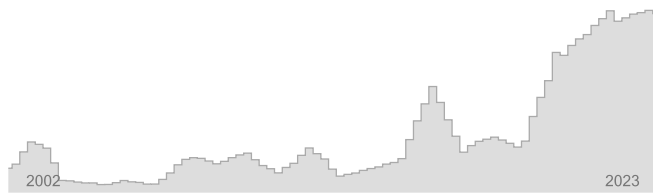
CenterFuse  
<https://ellensburgcenterfuse.com>  
<https://startinellensburg.com>  
(509) 955-3880  
E. director@ellensburgcenterfuse.com

Spotlight Summary ..... 3  
Industry Snapshot ..... 4  
Staffing Pattern ..... 5  
Industry Definition ..... 6  
FAQ ..... 8

# Spotlight Summary

Total High-Tech  
Ellensburg city, WA – 2023Q1

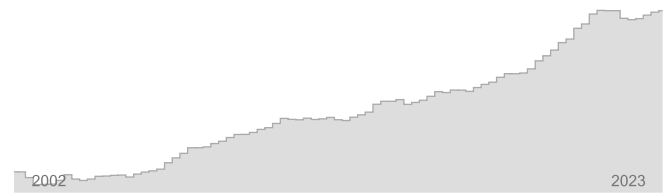
## EMPLOYMENT



**407**

Regional employment / 17,998,051 in the nation

## WAGES



**\$91,799**

Avg Wages per Worker / \$128,632 in the nation

**9.4%** ↑

Avg Ann % Change Last 10 Years / +2.1% in the U.S.



**4.3%**

% of Total Employment / 11.1% in the U.S.

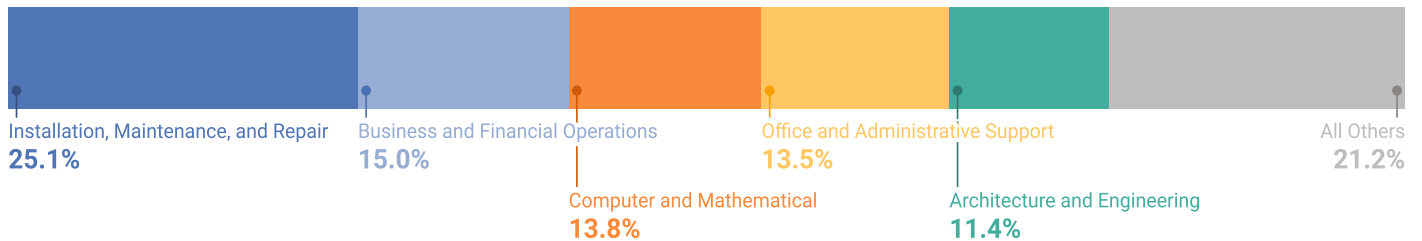


**5.3%** ↑

Avg Ann % Change Last 10 Years / +3.4% in the U.S.




## TOP OCCUPATION GROUPS



## TOP INDUSTRIES


Avg Ann % Change in Employment, Last 10 Years

**25.3%** ↑




Electric Power Generation, Transmission and Distribution

**1.2%** ↑



Management, Scientific, and Technical Consulting Services

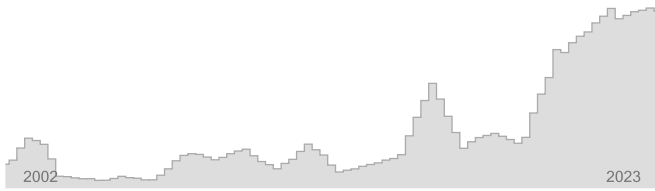
**6.1%** ↑



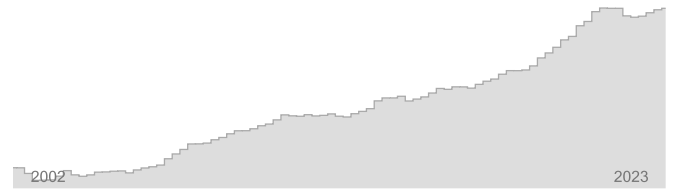
Computer Systems Design and Related Services

# Industry Snapshot


## EMPLOYMENT



## WAGES

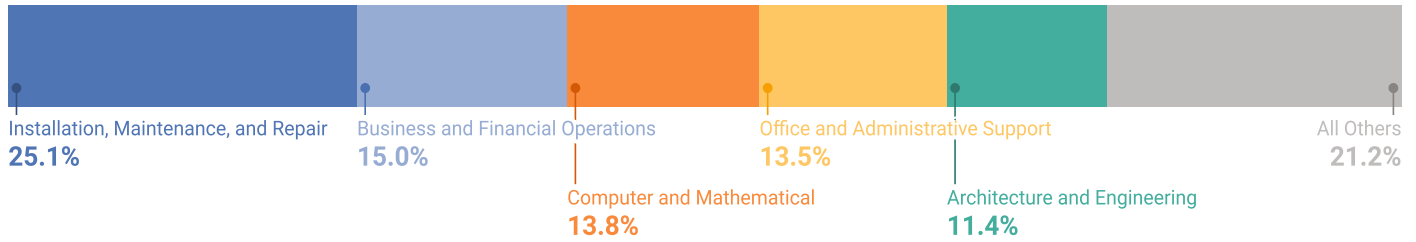


4-Digit Industry	Empl	Avg Ann Wages	LQ	5yr History	Annual Demand	Forecast Ann Growth
Electric Power Generation, Transmission and Distribution	265	\$107,145	9.51		25	0.2%
Management, Scientific, and Technical Consulting Services	44	\$62,032	0.35		5	1.8%
Computer Systems Design and Related Services	35	\$80,718	0.23		4	2.3%
Wired and Wireless Telecommunications (except Satellite)	17	\$70,239	0.48		2	0.8%
Architectural, Engineering, and Related Services	15	\$51,008	0.15		1	0.3%
Electronic and Precision Equipment Repair and Maintenance	12	\$35,769	1.72		1	1.1%
Other Chemical Product and Preparation Manufacturing	6	\$50,204	1.26		1	0.9%
Scientific Research and Development Services	4	\$47,884	0.07		0	1.7%
Professional and Commercial Equipment and Supplies Merchant Wholesalers	2	\$46,115	0.05		0	1.1%
Pesticide, Fertilizer, and Other Agricultural Chemical Manufacturing	1	\$40,989	0.27		0	0.8%
Remaining Component Industries	2	\$9,707	0.01		0	0.6%
<b>Total High-Tech</b>	<b>407</b>	<b>\$91,799</b>	<b>0.39</b>		<b>40</b>	<b>0.7%</b>

 Employment is one of the broadest and most timely measures of a region's economy. Fluctuations in the number of jobs shed light on the health of an industry. A growing employment base creates more opportunities for regional residents and helps a region grow its population.

 Since wages and salaries generally compose the majority of a household's income, the annual average wages of a region affect its average household income, housing market, quality of life, and other socioeconomic indicators.

# Staffing Pattern



6-digit Occupation	Empl	Avg Ann Wages	Annual Demand
Electrical Power-Line Installers and Repairers	44	\$115,000	3
Software Developers	23	\$132,600	2
Electrical Engineers	21	\$107,900	2
Management Analysts	19	\$95,200	2
Customer Service Representatives	18	\$58,900	2
First-Line Supervisors of Mechanics, Installers, and Repairers	17	\$110,800	2
Business Operations Specialists, All Other	11	\$93,800	1
General and Operations Managers	9	\$168,000	1
Power Distributors and Dispatchers	7	\$121,500	1
Electricians	6	\$111,900	1
Remaining Component Occupations	203	\$90,000	21
<b>Total</b>	<b>378</b>		

 The mix of occupations points to the ability of a region to support an industry and its flexibility to adapt to future demand. Industry wages are a component of the cost of labor for regional employers.

# Industry Definition

Total High-Tech is defined as the following NAICS industries:

Code	Description
1131	Timber Tract Operations
1132	Forest Nurseries and Gathering of Forest Products
2111	Oil and Gas Extraction
2211	Electric Power Generation, Transmission and Distribution
3241	Petroleum and Coal Products Manufacturing
3251	Basic Chemical Manufacturing
3252	Resin, Synthetic Rubber, and Artificial and Synthetic Fibers and Filaments Manufacturing
3253	Pesticide, Fertilizer, and Other Agricultural Chemical Manufacturing
3254	Pharmaceutical and Medicine Manufacturing
3255	Paint, Coating, and Adhesive Manufacturing
3259	Other Chemical Product and Preparation Manufacturing
3332	Industrial Machinery Manufacturing
3333	Commercial and Service Industry Machinery Manufacturing
3336	Engine, Turbine, and Power Transmission Equipment Manufacturing
3339	Other General Purpose Machinery Manufacturing
3341	Computer and Peripheral Equipment Manufacturing
3342	Communications Equipment Manufacturing
3343	Audio and Video Equipment Manufacturing
3344	Semiconductor and Other Electronic Component Manufacturing
3345	Navigational, Measuring, Electromedical, and Control Instruments Manufacturing
3346	Manufacturing and Reproducing Magnetic and Optical Media
3353	Electrical Equipment Manufacturing
3364	Aerospace Product and Parts Manufacturing
3369	Other Transportation Equipment Manufacturing
4234	Professional and Commercial Equipment and Supplies Merchant Wholesalers
4861	Pipeline Transportation of Crude Oil
4862	Pipeline Transportation of Natural Gas
4869	Other Pipeline Transportation
5132	Software Publishers
5162	Media Streaming Distribution Services, Social Networks, and Other Media Networks and Content Providers
5171	Wired and Wireless Telecommunications (except Satellite)
5174	Satellite Telecommunications
5178	All Other Telecommunications
5182	Computing Infrastructure Providers, Data Processing, Web Hosting, and Related Services
5192	Web Search Portals, Libraries, Archives, and Other Information Services
5211	Monetary Authorities-Central Bank
5232	Securities and Commodity Exchanges
5413	Architectural, Engineering, and Related Services
5415	Computer Systems Design and Related Services
5416	Management, Scientific, and Technical Consulting Services
5417	Scientific Research and Development Services
5511	Management of Companies and Enterprises
5612	Facilities Support Services
8112	Electronic and Precision Equipment Repair and Maintenance
9271	Space Research and Technology
9281	National Security and International Affairs



# FAQ

## **What is (LQ) location quotient?**

Location quotient is a measurement of concentration in comparison to the nation. An LQ of 1.00 indicates a region has the same concentration of an industry (or occupation) as the nation. An LQ of 2.00 would mean the region has twice the expected employment compared to the nation and an LQ of 0.50 would mean the region has half the expected employment in comparison to the nation.

## **What is annual demand?**

Annual demand is a of the sum of the annual projected growth demand and separation demand. Separation demand is the number of jobs required due to separations—labor force exits (including retirements) and turnover resulting from workers moving from one occupation into another. Note that separation demand does not include all turnover—it does not include when workers stay in the same occupation but switch employers. Growth demand is the increase or decrease of jobs expected due to expansion or contraction of the overall number of jobs.

## **What is the difference between industry wages and occupation wages?**

Industry wages and occupation wages are estimated via separate data sets, often the time periods being reported do not align, and wages are defined slightly differently in the two systems (for example, certain bonuses are included in the industry wages but not the occupation wages). It is therefore common that estimates of the average industry wages and average occupation wages in a region do not match exactly.